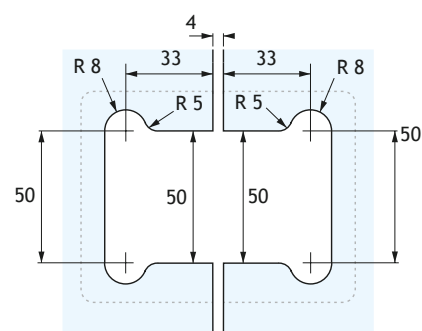
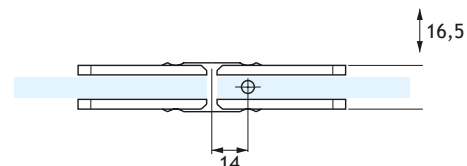
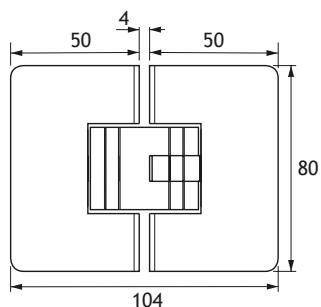


Doccia Battente CLIP / Modello: CR03

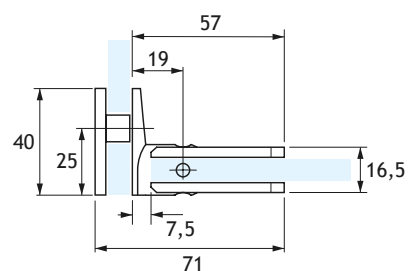
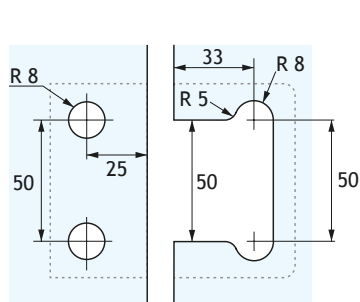
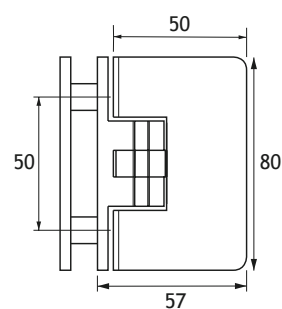
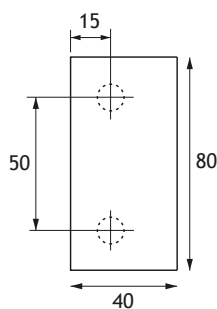
 1802
interior space



- Cerniera a scatto con regolazione angolare serie CR
- Versione vetro/vetro 180°
- Stop a 0° +90° -90°
- Realizzata in fusione di ottone

Doccia Battente CLIP / Modello: CR04

 1802
interior space



- Cerniera a scatto con regolazione angolare serie CR
- Versione vetro/vetro 90°
- Stop a 0° +90° -90°
- Realizzata in fusione di ottone